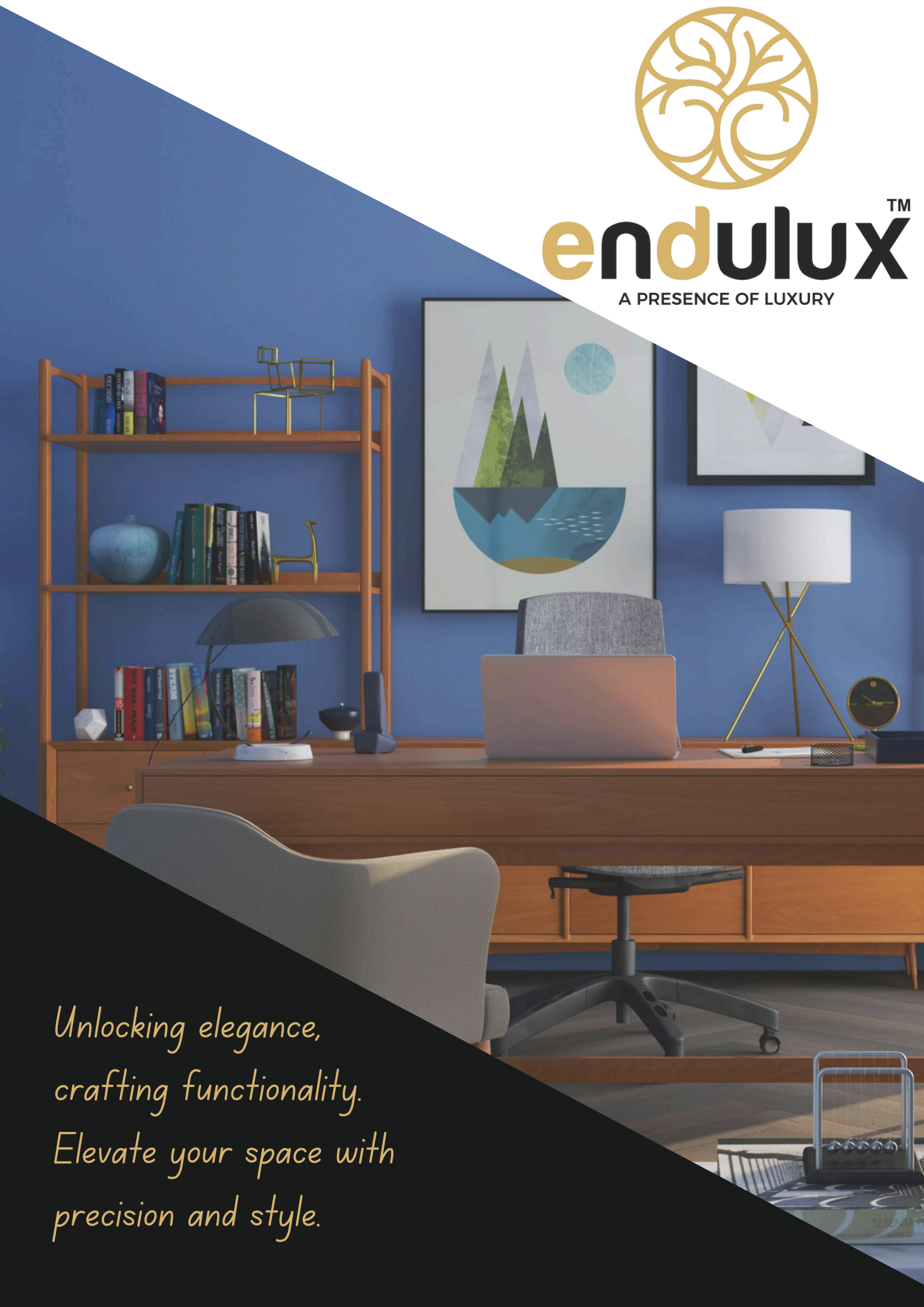




enduluxTM
A PRESENCE OF LUXURY



*Unlocking elegance,
crafting functionality.
Elevate your space with
precision and style.*

About Us

Welcome to SHREENATHJI STEEL, where innovation meets craftsmanship in architectural hardware and furniture fittings. As the proud manufacturer behind the renowned brand ENDULUX, we stand as a beacon of endurance, durability, and luxury.

At SHREENATHJI STEEL, we are driven by a singular goal: to make our brand globally recognized for its unwavering commitment to excellence. With a passion for precision engineering and a dedication to quality, we craft each product with meticulous attention to detail, ensuring unparalleled performance and longevity. Our comprehensive range of architectural hardware and furniture fittings is designed to elevate every space, from residential sanctuaries to commercial marvels.

We specialize in products made from the finest materials, including Stainless Steel, stainless steel, and zinc. These materials are chosen for their superior strength, corrosion resistance, and aesthetic appeal, ensuring that every ENDULUX product is both beautiful and built to last. Our offerings include:

Stainless Steel Products: Lightweight, strong, and resistant to rust, ideal for modern and contemporary designs.

Stainless Steel Products: Durable, elegant, and perfect for both indoor and outdoor applications.

Zinc Products: Versatile, corrosion-resistant, and offering a unique finish that enhances any design.

Our manufacturing capacity of 500 tons per year enables us to meet large-scale demands while maintaining the highest standards of quality. This capability positions us to serve a global market, bringing the luxury and reliability of ENDULUX to customers worldwide.

As we continue our journey towards global recognition, SHREENATHJI STEEL remains steadfast in our pursuit of excellence. With a legacy built on innovation, craftsmanship, and unparalleled quality, we invite you to experience the enduring luxury of ENDULUX in every detail. Join us as we redefine the standards of architectural hardware and furniture fittings, making spaces more beautiful and functional one product at a time.

X
W
O
N
Z
H

Page No.

04

Stainless Steel

HANDLE

Page No.

12

Stainless Steel

ALDROP

Page No.

20

Stainless Steel

LATCH

Page No.

23

Stainless Steel

DOORKIT

Page No.

26

Stainless Steel

CHEST HANDLE

Page No.

28

CRC Sheets / Poly Carbonate

CASTOR WHEELS

*Endurance with
Luxury*

**Stainless Steel
HANDLE**

enduluxTM
A PRESENCE OF LUXURY



CODE
EL 524

SIZE	6"	7"	8"
2mm	0.37		
3mm	0.62		
4mm		1.08	1.39

FINISH
Combi



CODE
EL 525

SIZE	6"
3mm	0.71

FINISH
Combi



CODE
EL 525

SIZE	6"	8"
3mm	0.92	
4mm		1.60

FINISH
ANTIQUE



CODE
EL 529

SIZE	6"	7"	8"
3mm	0.62		

FINISH
Combi

4mm		1.08	1.39
-----	--	------	------

SIZE	4"	6"
2mm		0.37
3mm	0.50	0.62

CODE
EL 531

FINISH
Combi




CODE
EL 532

SIZE	6"	7"	8"
3mm	0.62		

FINISH
Combi

4mm		1.08	1.39
-----	--	------	------





CODE
EL 532

SIZE	6"	7"	8"
3mm	0.87		


FINISH
ANTIQUE

4mm		1.34	1.47
-----	--	------	------

SIZE	4"
2mm	0.32

CODE
EL 533 [C]

FINISH
Glossy



CODE
EL 533 [D]

SIZE	6"
2mm	0.37

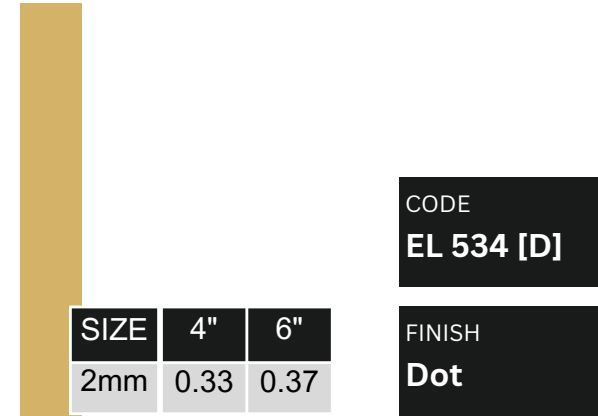
FINISH
Glossy



CODE
EL 534 [C]

SIZE	4"
2mm	0.33


FINISH
Dot



CODE
EL 534 [D]

SIZE	4"	6"
2mm	0.33	0.37


FINISH
Dot




CODE
EL 535

SIZE	6"
3mm	0.62

FINISH
Dot





CODE
EL 540

SIZE	6"	7"
2mm	0.37	
3mm	0.62	
4mm		1.08

FINISH
Rose Dot

SIZE	6"	8"
3mm	0	
4mm	0	

CODE
EL 573

FINISH
Combi




CODE
EL 575

SIZE	6"	8"
3mm	0.63	
4mm		1.39

FINISH
Fancy





CODE
EL 576

FINISH
Diamond

SIZE	6"	8"
3mm	0.63	
4mm		1.39

SIZE	6"	8"
3mm	0.63	
4mm		1.39

CODE
EL 577

FINISH
Flower



CODE
EL 578

FINISH
Climber

SIZE	6"	8"
3mm	0.63	
4mm		1.39





CODE
EL 579

SIZE	6"	8"
3mm	0.63	
4mm		1.39

FINISH
COconut

3mm	0.63	
4mm		1.39

SIZE	6"	8"
3mm	0.63	
4mm		1.39

CODE
EL 580

FINISH
Oddy




CODE
EL 581

SIZE	6"	8"
3mm	0.63	
4mm		1.39

FINISH
Ganesha

3mm	0.63	
4mm		1.39



CODE
EL 583

SIZE	6"	8"
3mm	0.63	
4mm		1.39

FINISH
New Apple



*Endurance with
Luxury*

**Stainless Steel
ALDROP**



enduluxTM
A PRESENCE OF LUXURY



CODE
EL 551

FINISH
GLOSSY

SIZE	6"	8"	10"	12"
1.5mm	1.42	1.55	1.68	
2mm		1.99	2.18	2.36

CODE
EL 552

FINISH
Dot

SIZE	6"	8"	10"	12"
1.5mm	1.47	1.60	1.73	
2mm		2.05	2.23	2.41



CODE
EL 553

FINISH
Combi

SIZE	6"	8"	10"	12"
1.5mm	1.47	1.60	1.73	
2mm		2.05	2.23	2.41
3mm		2.68	2.86	3.04





CODE
EL 554

FINISH
Combi

SIZE	8"	10"	12"
3mm	2.68	2.86	3.04

CODE
EL 555

FINISH
Combi

SIZE	6"	8"	10"	12"
1.5mm				
2mm				
3mm				



CODE
EL 557

FINISH
Dot

SIZE	8"	10"	12"
3mm	2.68	2.86	3.04





CODE
EL 568

FINISH
Rose Dot

SIZE	8"	10"	12"
2mm	2.05	2.23	2.41
3mm	2.68	2.86	3.04

CODE
EL 571

FINISH
Wengi

SIZE	8"	10"	12"
3mm	3.51	3.70	3.88




CODE
EL 573

FINISH
Combi

SIZE	8"	10"	12"
2mm	2.05	2.23	2.41





CODE
EL 574


FINISH
Glossy

SIZE	6"	8"	10"
1.5mm	1.47	1.60	1.73

CODE
EL 575

FINISH
Fancy

SIZE	8"	10"	12"
2mm	2.10	2.28	2.47




CODE
EL 575

FINISH
Antique

SIZE	8"	10"	12"
2mm	2.83	3.02	3.20





CODE
EL 576


FINISH
Diamond

SIZE	8"	10"	12"
2mm	2.10	2.28	2.47

CODE
EL 577

FINISH
Flower

SIZE	8"	10"	12"
2mm	2.10	2.28	2.47



CODE
EL 578

FINISH
Climber

SIZE	8"	10"	12"
2mm	2.10	2.28	2.47





CODE
EL 579

FINISH
Coconut

SIZE	8"	10"	12"
2mm	2.10	2.28	2.47

CODE
EL 580

FINISH
Oddy

SIZE	8"	10"	12"
2mm	2.10	2.28	2.47



CODE
EL 581

FINISH
Ganesha

SIZE	8"	10"	12"
2mm	2.10	2.28	2.47





CODE
EL 582

FINISH
New Climber

SIZE	8"	10"	12"
2mm	2.10	2.28	2.47

CODE
EL 583

FINISH
New Apple

SIZE	8"	10"	12"
2mm	2.10	2.28	2.47



CODE
EL 584

FINISH
Combi

Round Neck

SIZE	8"	10"	12"
4mm	0	0	0



CODE
EL 585

Square Neck

FINISH
Combi


SIZE	8"	10"	12"
4mm	0	0	0



*Endurance with
Luxury*

**Stainless Steel
LATCH**





CODE
EL 551

FINISH
Glossy

SIZE	8"	10"	12"
2mm	1.21	1.34	1.47

CODE
EL 552

FINISH
Dot

SIZE	8"	10"	12"
2mm	1.23	1.37	1.50



CODE
EL 553

FINISH
Combi

SIZE	8"	10"	12"
1.5mm	1.18		
2mm	1.23	1.37	1.50
3mm	1.60	1.73	1.86





CODE
EL 554

FINISH
Combi


SIZE	8"	10"	12"
3mm	1.60	1.73	1.86

CODE
EL 568

SIZE	8"	10"	12"
2mm	1.23	1.37	1.50

FINISH
Rose Dot

3mm	1.60	1.73	1.86
-----	------	------	------



CODE
EL 573

FINISH
Glossy

SIZE	8"	10"	12"
2mm	1.23	1.37	1.50

CODE
EL 575

FINISH
Fancy

SIZE	8"	10"	12"
2mm	1.29	1.42	1.55




*Endurance with
Luxury*

Stainless Steel **DOORKIT**



enduluxTM
A PRESENCE OF LUXURY



CODE
EL 1003 (2+1)

FINISH COMBI

SIZE 10"

2mm 5.27

3mm 7.36


CODE
EL 1014 (2+1)

FINISH ROSE DOT

SIZE 10"

2mm 5.27

3mm 7.36



CODE
EL 1018

MODEL
MINIKIT


FINISH GLOSSY

SIZE 8"

1.5MM

3.70





CODE	MODEL
EL 1019	MINIKIT
FINISH	DOT
SIZE	8"
1.5MM	3.70

CODE	MODEL
EL 1020	MINIKIT
FINISH	COMBI
SIZE	8"
1.5MM	3.70



COMBI	CODE	MODEL
	EL 1003	DOUBLE DOOR KIT
FINISH	SIZE	12"
	2mm	7.89
	3mm	10.51

*Endurance with
Luxury*

**Stainless Steel
CHEST
HANDLE**



enduluxTM
A PRESENCE OF LUXURY



CODE
EL 8001

FINISH	3"	4"
S.S.	0.42	0.48

CODE
EL 8002

FINISH	3"
MATE	0.48
BLACK	0.63



CODE
EL 8004

FINISH	3"
LACQUER	0.58



*Endurance with
Luxury*

Cold Rolled Coil Sheets

CASTOR WHEEL

Our product line includes high-quality castor wheels available in two models: swivel and rigid. Both models are designed to support a load capacity of up to 500kg, making them perfect for a variety of applications. The swivel castor wheels offer 360-degree rotation for easy maneuverability, while the rigid castor wheels provide stable, linear movement. The Wheels material is Poly Carbonate.

These castor wheels are ideal for use in office furniture, such as chairs and desks, as well as in light industrial equipment like toolboxes, tables, bed, sofa and trolleys. They are also suitable for retail environments, including display units and rolling racks, ensuring smooth and efficient movement across different surfaces. Our castor wheels combine durability, reliability, and ease of use, making them an excellent choice for any application requiring mobility within the specified weight limit. Below Rates are belongs to SET OF 4 Pieces.



enduluxTM
A PRESENCE OF LUXURY



Body Colour	Black / Ivory
--------------------	---------------

CODE	FINISH	PRICE (SET)
E 1	Black	2.13
	Orange	2.44
RIGID	Silent	4.22

Load Capacity	200 Kg
----------------------	--------

Height	25mm
---------------	------

Body Colour	Black / Ivory
--------------------	---------------

CODE	FINISH	PRICE (SET)
E 2	Black	2.91
	Orange	3.33
MODEL		
SWIVEL		

Load Capacity	200 Kg
----------------------	--------

Height	25mm
---------------	------




Body Colour	Black / Ivory
--------------------	---------------

CODE	FINISH	PRICE (SET)
E 3	Black	2.02
	Orange	2.28
MODEL		
RIGID		

Load Capacity	300 Kg
----------------------	--------

Height	25mm
---------------	------





Body Colour	Black / Ivory	
CODE E 4	FINISH	PRICE (SET)
	Black	3.28
MODEL SWIVEL	Orange	3.59
Load Capacity	300 Kg	
Height	25mm	

Body Colour	Black / Ivory	
CODE E 5	FINISH	PRICE (SET)
	Black	2.75
MODEL RIGID	Orange	3.23
	Silent	4.35
Load Capacity	500 Kg	
Height	36mm	



Body Colour	Black / Ivory	
CODE E 6	FINISH	PRICE (SET)
	Black	3.96
MODEL SWIVEL	Orange	4.43
	Silent	5.66
Load Capacity	500 Kg	
Height	38mm	



Body Colour	Black / Ivory	
CODE E 7	FINISH	PRICE (SET)
	Black	0.68
MODEL RIGID	Orange	0.71
Load Capacity	150 Kg	
Height	26mm	

Body Colour	Black / Ivory	
CODE E 8	FINISH	PRICE (SET)
	Black	1.60
MODEL RIGID	Orange	1.86
Load Capacity	200 Kg	
Height	24mm	



Body Colour	Black / Ivory	
CODE E 10	FINISH	PRICE (SET)
	Black	2.49
MODEL SWIVEL	Orange	2.75
Load Capacity	200 Kg	
Height	26mm	



Body Colour	Black / Ivory	
CODE E 11	FINISH	PRICE (SET)
	Black	0.61
MODEL RIGID	Orange	0.66
Load Capacity	100 Kg	
Height	21.50mm	

Body Colour	Black / Ivory	
CODE E 12	FINISH	PRICE (SET)
	Black	0.82
MODEL RIGID	Orange	1.03
Load Capacity	150 Kg	
Height	24.50mm	



Body Colour	Black	
CODE E 13	FINISH	PRICE (SET)
	White	0.50
MODEL RIGID		
Load Capacity	50 Kg	
Height	17mm	



Smooth Ball Bearing

Safe For All Floors

Heavy Weight Lifting Capacity

Noiseless Movement

Note :

- ALL PRICES ARE LISTED IN UNITED STATES DOLLARS (USD).
- PRICES MAY FLUCTUATE BASED ON MARKET RATES.
- COLOUR FINISHES ARE NOT SUBJECT TO WARRANTY.



enduluxTM
A PRESENCE OF LUXURY

Mfg & Mkted. by
SHREENATHJI STEEL
RAJKOT (GUJARAT - INDIA)

+91 884 999 3892

sales@endulux.com

www.endulux.com

